







how to outfit  
your kitchen  
for \$200 or less




by Scott Kustes

# Outfitting Your Kitchen





Use this quick-reference guide when you're out shopping for your new kitchen gear. I've laid out the Necessities along with a few Nice To Have items that will make your life much easier. You can get by without the Nice To Haves, for sure, but they certainly help. All told, this stuff shouldn't cost you more than \$200, perhaps \$300 or a touch more if you add in the Nice To Haves. Of course, you can spend as much as you want for fancier gadgets.

Necessities			
What Do I Need?	What Should I Look For?	How Much Is It?	Where Do I Get It?
<p><i>Knives</i></p> 	<p>3.5" Paring Knife 7-8" Chef's Knife</p> <p>Spend 75-80% on the chef's knife and the rest on a good paring knife.</p> <p>Good brands include: Wusthof, J.A. Henckels, and Calphalon.</p>	<p>\$50-75</p>	<p><i>Online</i></p> <ul style="list-style-type: none"> <li>- <a href="#">J. A. Henckels 8" Chef's Knife</a> - \$50</li> <li>- <a href="#">Wusthof 8" Chef's Knife</a> - \$60</li> <li>- <a href="#">Wusthof 3" Paring Knife</a> - \$13</li> </ul> <p><i>Offline</i></p> <ul style="list-style-type: none"> <li>- Specialty knife stores</li> <li>- Bed, Bath, and Beyond</li> <li>- Kohl's</li> <li>- Crate and Barrel</li> <li>- Williams-Sonoma</li> </ul>
<p><i>Cutting Board</i></p> 	<ul style="list-style-type: none"> <li>- About 20"x14"</li> <li>- Juice groove on one side to keep fruit and meat juices off the counter.</li> <li>- Wood or bamboo</li> </ul> <p>Do not buy plastic or glass.</p>	<p>\$25</p>	<p><i>Online</i></p> <ul style="list-style-type: none"> <li>- <a href="#">Chicago Cutlery Works</a> - \$29</li> <li>- <a href="#">Catskill Craftsman</a> - \$20</li> </ul> <p><i>Offline</i></p> <ul style="list-style-type: none"> <li>- Bed, Bath, and Beyond</li> <li>- Wal-Mart</li> <li>- Kohl's</li> <li>- Crate and Barrel</li> <li>- Williams-Sonoma</li> </ul>
<p><i>Crockpot</i></p> 	<ul style="list-style-type: none"> <li>- 6 quarts</li> <li>- Low, High, and Warm settings</li> </ul> <p>Good brands include: Rival, Westbend, and Crockpot</p>	<p>\$25-35</p>	<p><i>Online</i></p> <ul style="list-style-type: none"> <li>- <a href="#">6-quart Crockpot</a> - \$25</li> <li>- <a href="#">6-quart Hamilton Beach</a> - \$32</li> </ul> <p><i>Offline</i></p> <ul style="list-style-type: none"> <li>- Bed, Bath, and Beyond</li> <li>- Wal-Mart</li> <li>- Kohl's</li> <li>- Crate and Barrel</li> <li>- Williams-Sonoma</li> </ul>
<p><i>Cast-Iron Skillet</i></p> 	<ul style="list-style-type: none"> <li>- At least 12", which will cover most any cooking need you have</li> </ul> <p>Lodge is a good brand, though you can find better older brands (used) for \$50 or more.</p>	<p>\$20</p>	<p><i>Online</i></p> <ul style="list-style-type: none"> <li>- <a href="#">12" Lodge</a> - \$19</li> </ul>

## Necessities

What Do I Need?	What Should I Look For?	How Much Is It?	Where Do I Get It?
<p><i>Utensils</i></p> 	<ul style="list-style-type: none"> <li>- Bamboo or metal</li> <li>- Spatula, spoon, slotted spoon</li> <li>- No plastic</li> </ul>	<p>\$10-15</p>	<p><i>Online</i></p> <ul style="list-style-type: none"> <li>- <a href="#">Ginso 6-piece Bamboo</a> - \$13</li> </ul> <p><i>Offline</i></p> <ul style="list-style-type: none"> <li>- Bed, Bath, and Beyond</li> <li>- Wal-Mart</li> <li>- Kohl's</li> <li>- Crate and Barrel</li> <li>- Williams-Sonoma</li> </ul>
<p><i>Pots and Pans</i></p> 	<ul style="list-style-type: none"> <li>- At least 3 pots and pans with lids in the set: 1-quart saucepan, 2-quart pan, and 4-quart double-handled pot.</li> </ul>	<p>\$40</p>	<p><i>Online</i></p> <ul style="list-style-type: none"> <li>- <a href="#">Cook n Home 10-piece</a> - \$40</li> <li>- <a href="#">Cook n Home 7-piece</a> - \$30</li> </ul> <p><i>Offline</i></p> <ul style="list-style-type: none"> <li>- Bed, Bath, and Beyond</li> <li>- Wal-Mart</li> <li>- Kohl's</li> <li>- Crate and Barrel</li> <li>- Williams-Sonoma</li> </ul>
<p><i>Steamer</i></p> 	<p>Get either an electric steamer or double-boiler pot.</p>	<p>\$20-30</p>	<p><i>Online</i></p> <ul style="list-style-type: none"> <li>- <a href="#">Black and Decker Electric</a> - \$25</li> <li>- <a href="#">Norpro Double Boiler</a> - \$25</li> </ul> <p><i>Offline</i></p> <ul style="list-style-type: none"> <li>- Bed, Bath, and Beyond</li> <li>- Wal-Mart</li> <li>- Kohl's</li> <li>- Crate and Barrel</li> <li>- Williams-Sonoma</li> </ul>

## Nice To Have

What Do I Need?	What Should I Look For?	How Much Is It?	Where Do I Get It?
<p><i>Citrus Juicer</i></p> 	<p>This is a simple purchase. Just get one big enough for both lemons and limes.</p>	<p>\$10-15</p>	<p><i>Online</i></p> <ul style="list-style-type: none"> <li>- <a href="#">Amco Lemon Squeezer</a> - \$11</li> </ul> <p><i>Offline</i></p> <ul style="list-style-type: none"> <li>- Bed, Bath, and Beyond</li> <li>- Kohl's</li> <li>- Wal-Mart</li> <li>- Crate and Barrel</li> <li>- Williams-Sonoma</li> </ul>
<p><i>Grater</i></p> 	<p>No fancy gadgets, just a good cheap grater that'll help you grate fresh horseradish, ginger, and perhaps carrots.</p>	<p>\$20-30</p>	<p><i>Online</i></p> <ul style="list-style-type: none"> <li>- <a href="#">Progressive 6-piece</a> - \$12</li> <li>- <a href="#">Oxo Grater</a> - \$6</li> </ul> <p><i>Offline</i></p> <ul style="list-style-type: none"> <li>- Bed, Bath, and Beyond</li> <li>- Wal-Mart</li> <li>- Kohl's</li> <li>- Crate and Barrel</li> <li>- Williams-Sonoma</li> </ul>
<p><i>Blender</i></p> 	<p>Again, nothing fancy necessary. Just get a multi-speed blender with a large carafe. No need to spend a fortune on the strongest blenders on the market.</p>	<p>\$25-35</p>	<p><i>Online</i></p> <ul style="list-style-type: none"> <li>- <a href="#">Black &amp; Decker 10-speed</a> - \$30</li> <li>- <a href="#">Oster 12-speed</a> - \$30</li> </ul> <p><i>Offline</i></p> <ul style="list-style-type: none"> <li>- Bed, Bath, and Beyond</li> <li>- Wal-Mart</li> <li>- Kohl's</li> <li>- Crate and Barrel</li> <li>- Williams-Sonoma</li> </ul>
<p><i>Spice Grinder</i></p> 	<p>Just get a cheap blade coffee grinder. This works much better for grinding spices than a better burr grinder.</p>	<p>\$15</p>	<p><i>Online</i></p> <ul style="list-style-type: none"> <li>- <a href="#">Mr. Coffee Coffee Grinder</a> - \$15</li> </ul>